



# **CURV 500<sup>®</sup> SERIES**

## INSTALL SOLUTIONS

### **CONFIGURATION GUIDE**

CURV 500<sup>®</sup> I AMP  
CURV 500<sup>®</sup> SPEAKERS

# CURV 500® INSTALL

## TABLE OF CONTENTS

### BISTRO

MEDIUM BUNDLE – 12 Satellites + 2 Subs	4
MAX BUNDLE – 12 Satellites + 2 Subs	5

### Conference

MEDIUM BUNDLE – 8 Satellites + 1 Sub	7
MAX BUNDLE – 12 Satellites + 2 Subs	8

### VOICE

MEDIUM BUNDLE – 24 Satellites	10
MAX BUNDLE – 24 Satellites	11

### 70V EXAMPLE

1 satellite set – Max. 24 Satellites per bridge output	13
2 satellite sets – Max. 24 Satellites per bridge output	14
3 satellite sets – Max. 24 Satellites per bridge output	15
4 satellite sets – Max. 24 Satellites per bridge output	16

### SHOPPING LISTS

Bistro / Conference / Voice	17
-----------------------------	----

### CURV 500® INSTALL PRODUCTS

CURV 500® I AMP	18
CURV 500® iSUB (W)	18
CURV 500® S2 (W)	19
CURV 500® SLA (W)	19
CURV 500® SLA(W)T	20
CURV 500® TMB	20
CURV 500® WMB (W)	21
CURV 500® CMB (W)	21





## BISTRO

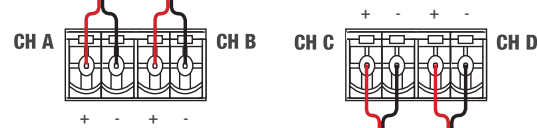
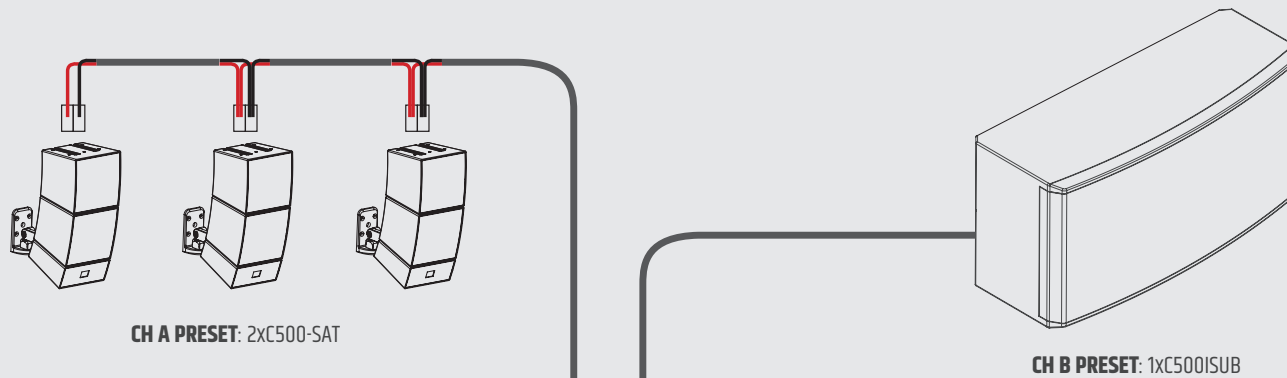
Bistros, cafés, clubs or restaurants often require audio systems with a multi-zone layout. The modular design of the **CURV 500®** installation system enables individual configurations for each zone ranging from subtle background music to dancefloor levels while keeping the same excellent sonic signature throughout the installation.



# BISTRO MEDIUM BUNDLE

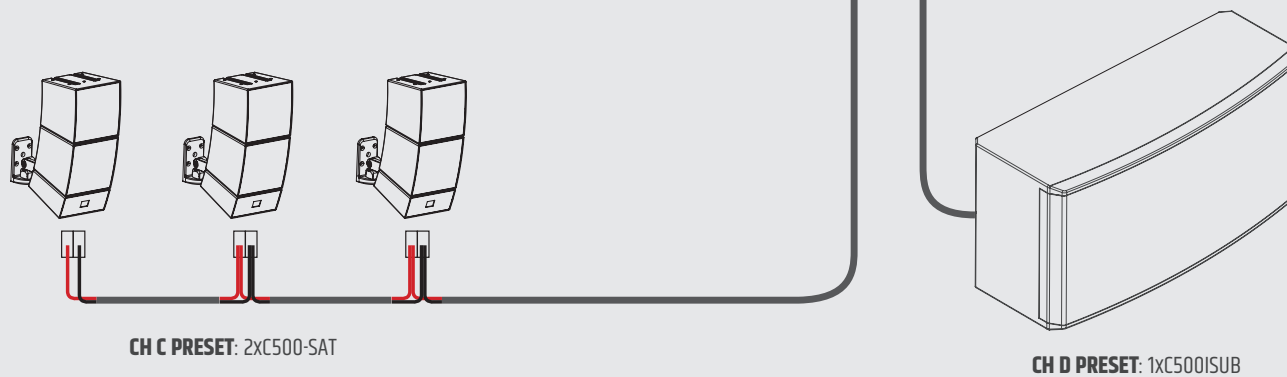
## 12 SATELLITES AND 2 SUBWOOFERS

### ZONE 1



**CURV 500® 1 AMP OUTPUT**  
4 balanced mono line inputs, assignable to any output, in any combination, thanks to the internal routing matrix.

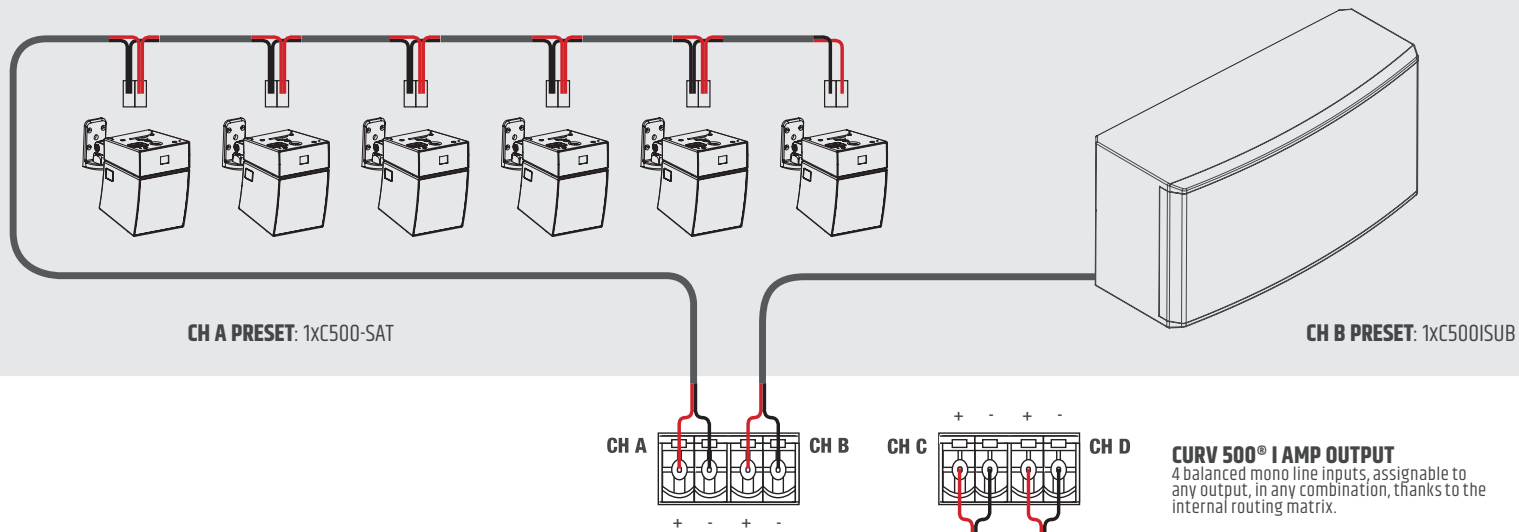
### ZONE 2



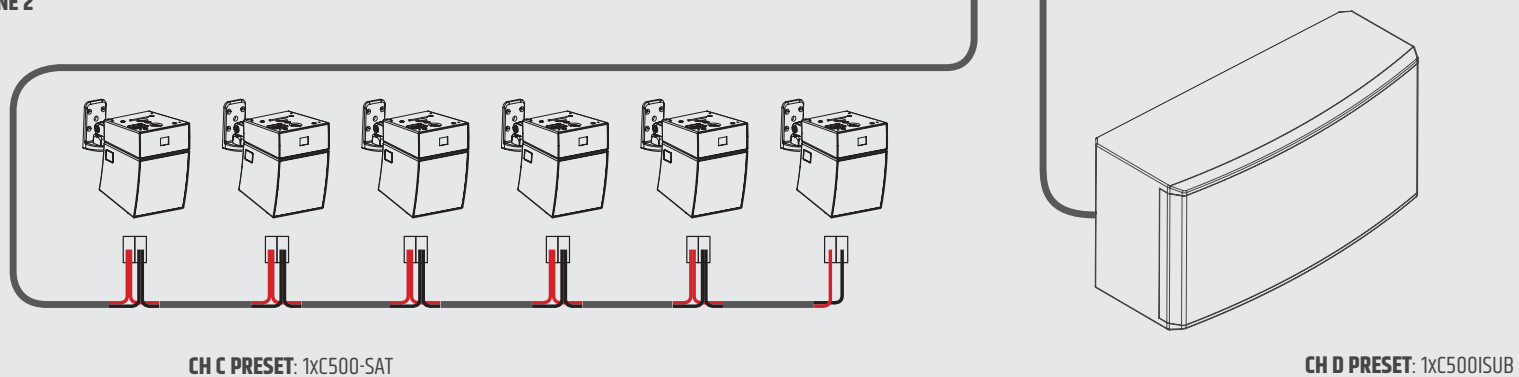
# BISTRO MAX BUNDLE

## 12 SATELLITES AND 2 SUBWOOFERS

### ZONE 1



### ZONE 2



# CONFERENCE

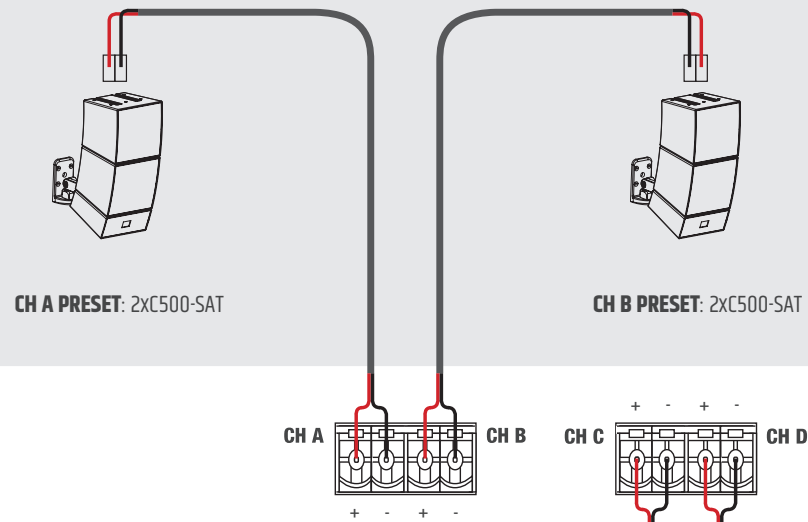
In addition to excellent speech intelligibility, conference and meeting room audio systems must deliver superb sound reproduction for multimedia applications. With its modular design and elegant appearance, the **CURV 500®** is the perfect choice for all installation sizes from small meeting rooms to large multipurpose spaces.



# CONFERENCE MEDIUM BUNDLE

## 8 SATELLITES AND 1 SUBWOOFER

### FRONT



**CURV 500® I AMP OUTPUT**  
4 balanced mono line inputs, assignable to any output, in any combination, thanks to the internal routing matrix.

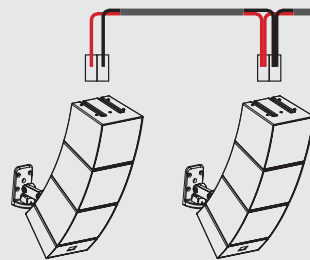
### REAR



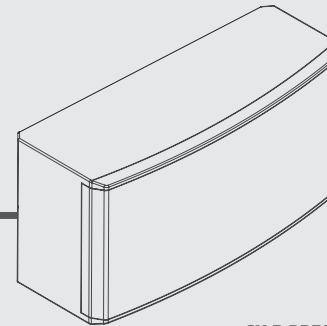
# CONFERENCE MAX BUNDLE

## 12 SATELLITES AND 2 SUBWOOFERS

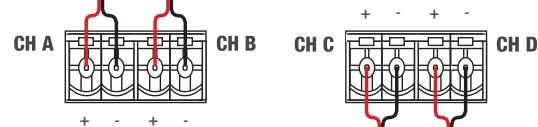
### ZONE 1 / FRONT



**CH A PRESET:** 3xC500-SAT

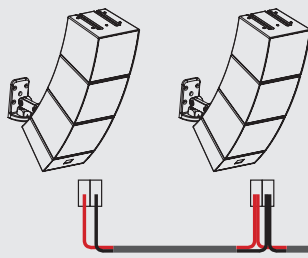


**CH B PRESET:** 1xC500ISUB

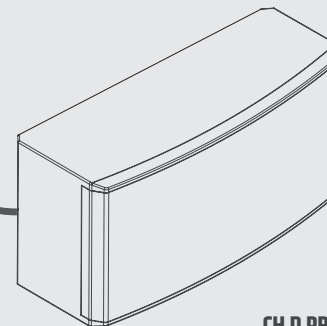


**CURV 500® I AMP OUTPUT**  
4 balanced mono line inputs, assignable to any output, in any combination, thanks to the internal routing matrix.

### ZONE 2 / REAR



**CH C PRESET:** 3xC500-SAT



**CH D PRESET:** 1xC500ISUB



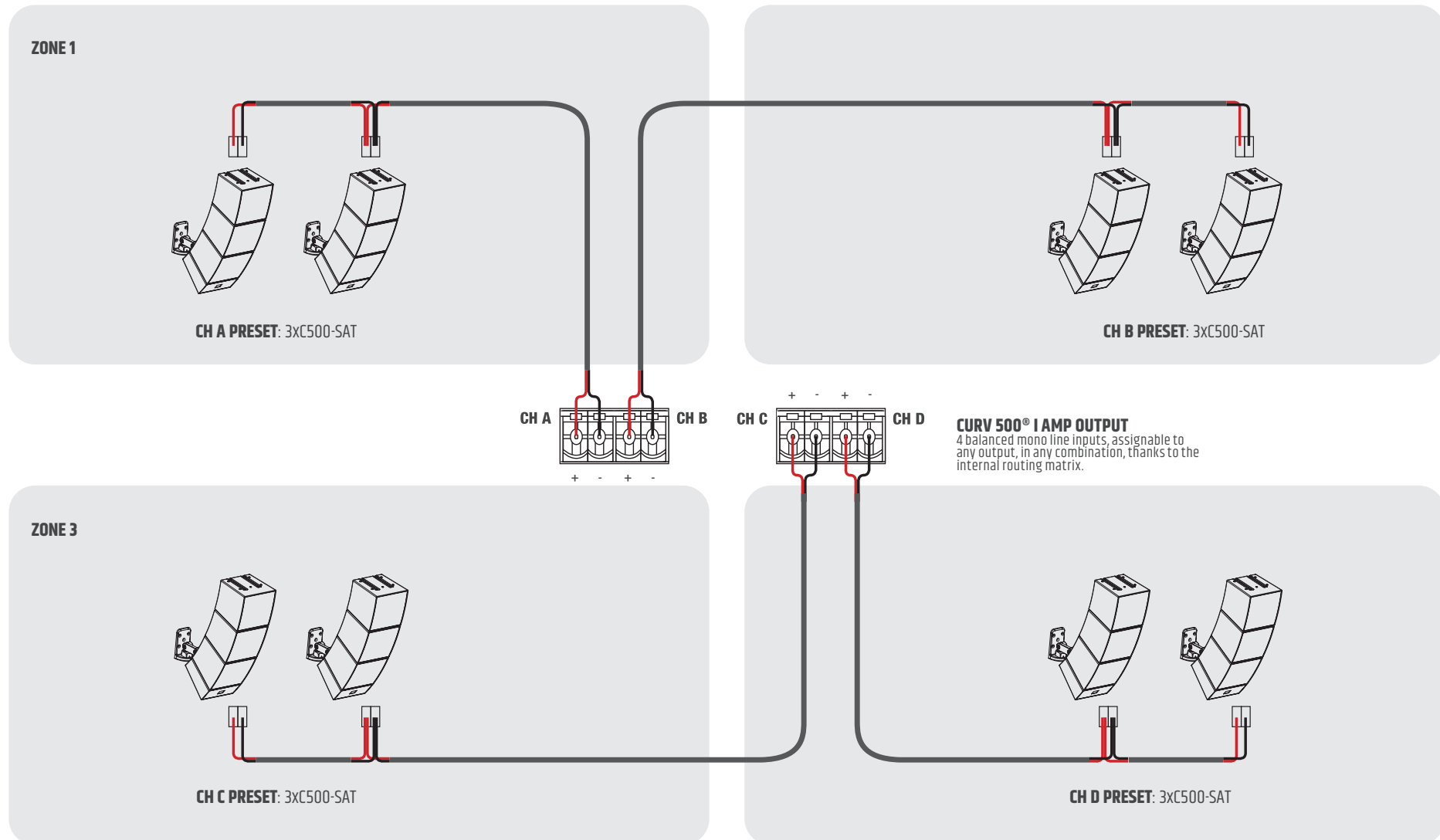
# VOICE

Audio installations for speech reproduction only such as those in lecture rooms typically do not require sub frequency reinforcement. The **CURV 500®** system's **I AMP** provides delay compensation per channel to ensure maximum speech intelligibility, imaging and sound quality throughout the installation.



# VOICE MEDIUM BUNDLE

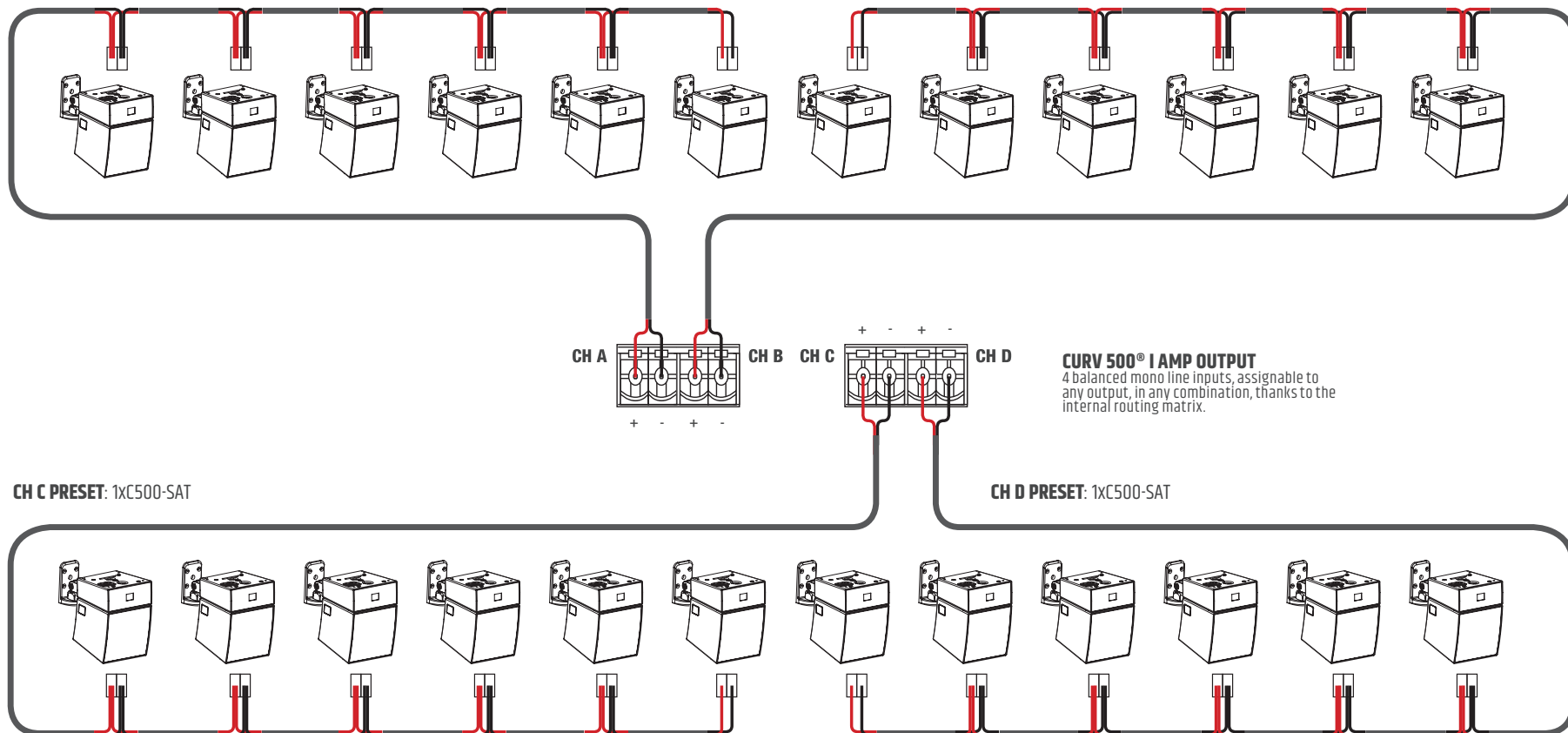
## 24 SATELLITES





# VOICE MAX BUNDLE

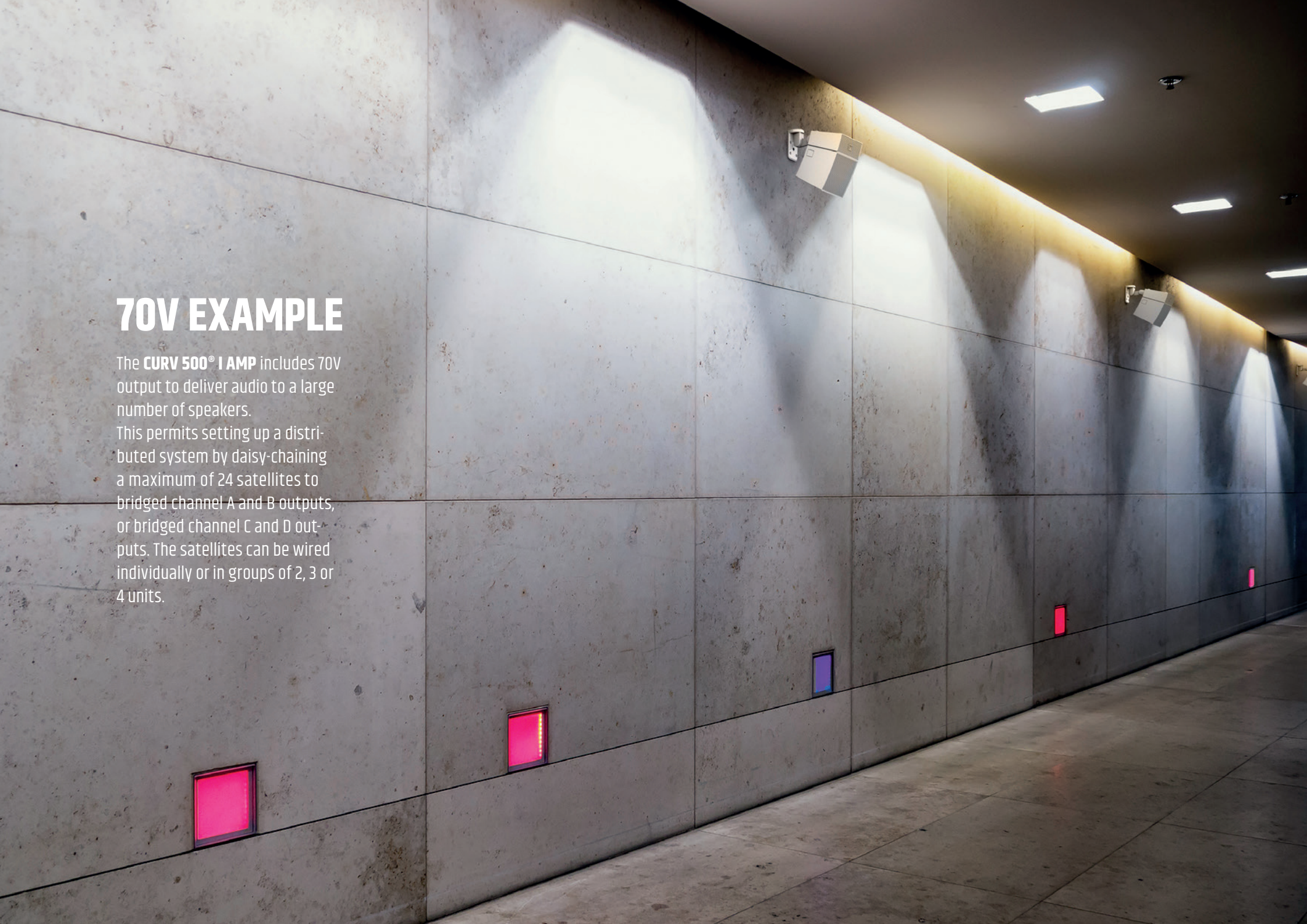
## 24 SATELLITES

**CH A PRESET: 1xC500-SAT****CH B PRESET: 1xC500-SAT**

## 70V EXAMPLE

The **CURV 500® I AMP** includes 70V output to deliver audio to a large number of speakers.

This permits setting up a distributed system by daisy-chaining a maximum of 24 satellites to bridged channel A and B outputs, or bridged channel C and D outputs. The satellites can be wired individually or in groups of 2, 3 or 4 units.

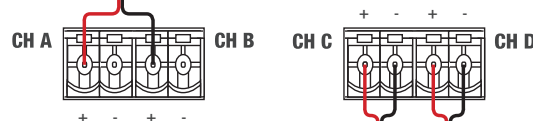
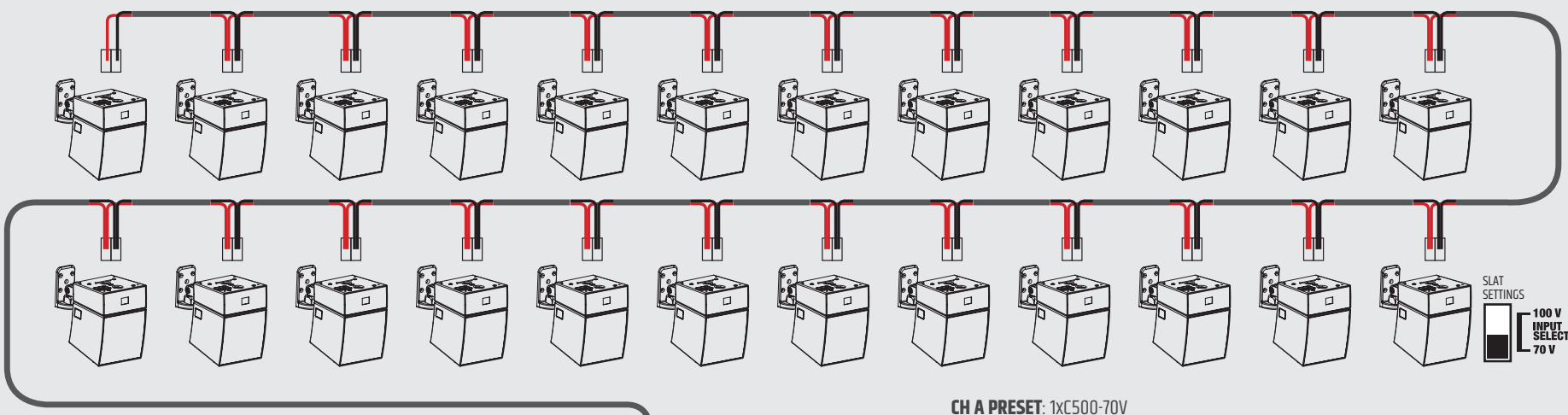




# 70V EXAMPLE - 1 SATELLITE SET

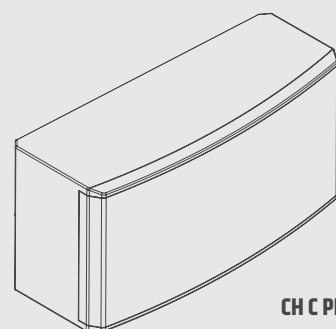
## MAX. 24 SATELLITES PER BRIDGED OUTPUT

### ZONE 1 - SATELLITES

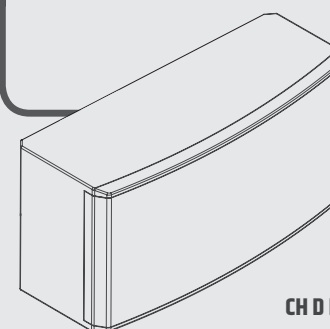


**CURV 500® I AMP OUTPUT**  
4 balanced mono line inputs, assignable to any output, in any combination, thanks to the internal routing matrix.

### ZONE 1 - SUBWOOFERS



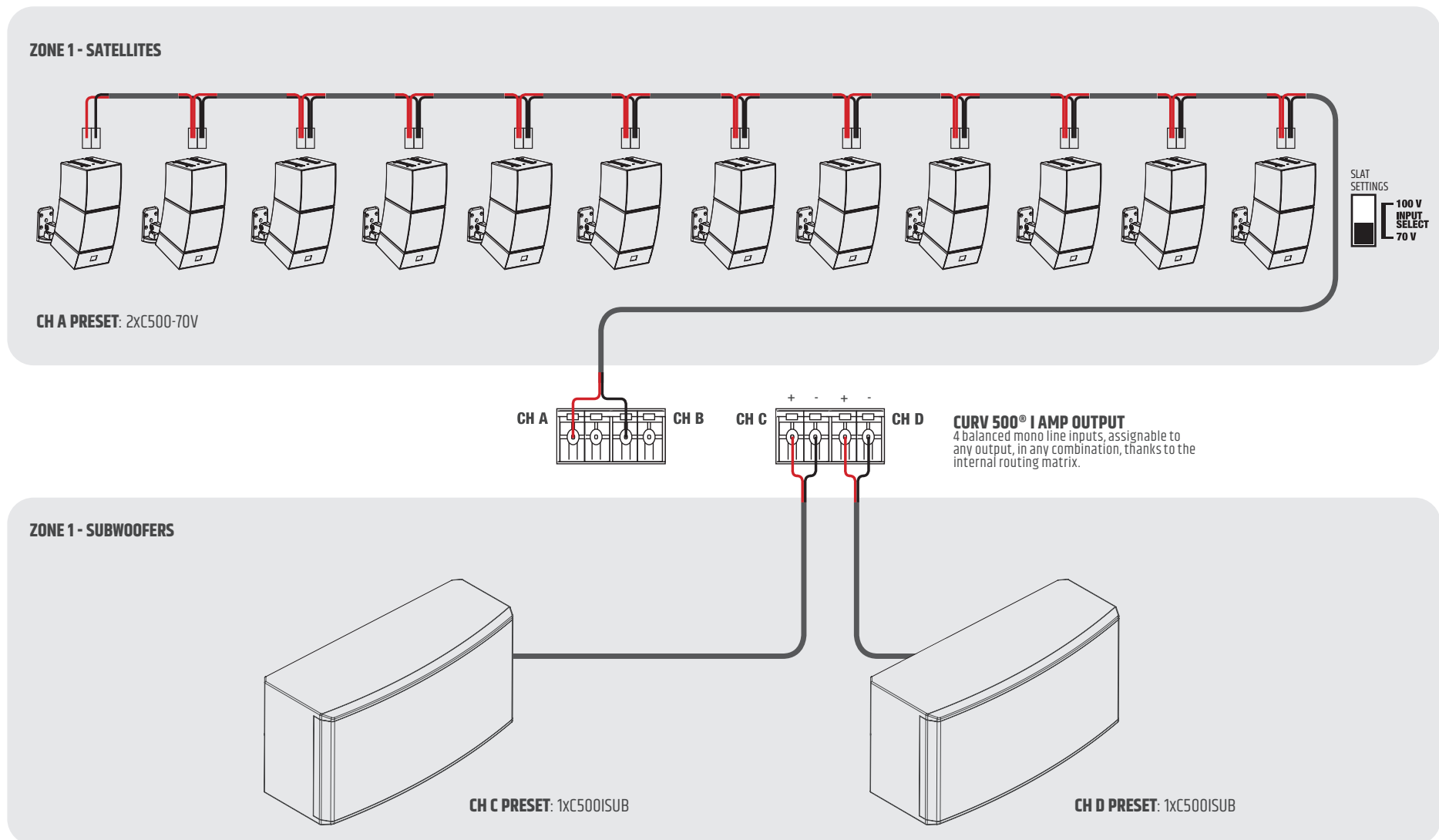
CH C PRESET: 1xC500ISUB



CH D PRESET: 1xC500ISUB

# 70V EXAMPLE - 2 SATELLITE SETS

## MAX. 24 SATELLITES PER BRIDGED OUTPUT

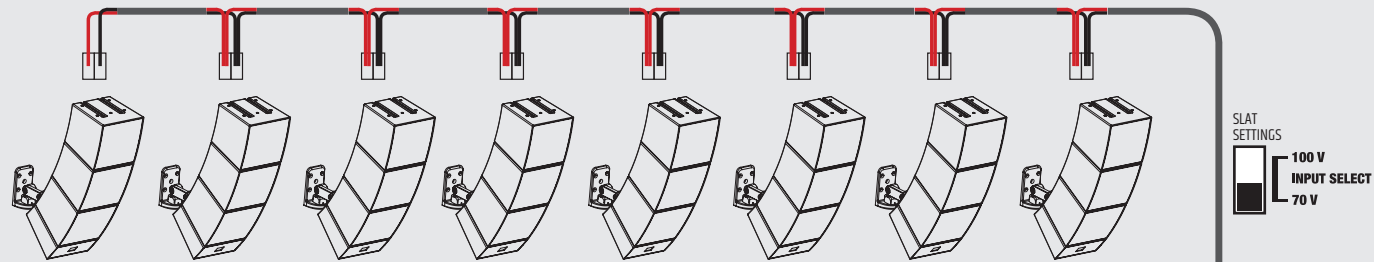




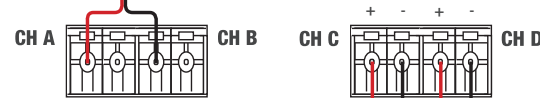
# 70V EXAMPLE - 3 SATELLITE SETS

## MAX. 24 SATELLITES PER BRIDGED OUTPUT

### ZONE 1 - SATELLITES

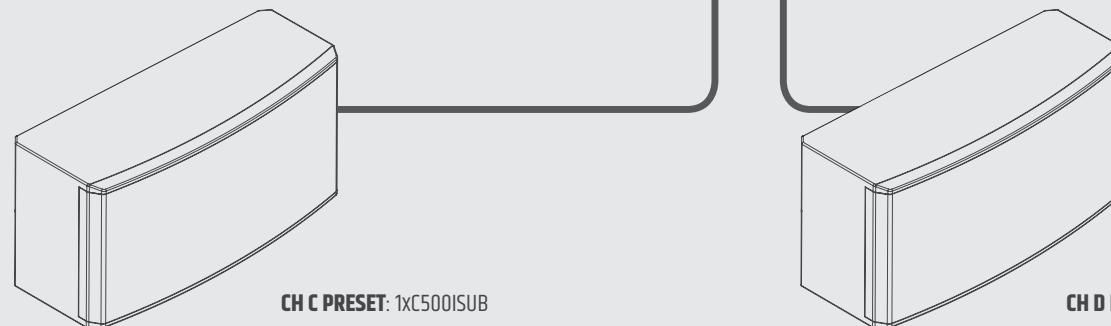


CH A PRESET: 3xC500-70V



**CURV 500® I AMP OUTPUT**  
4 balanced mono line inputs, assignable to any output, in any combination, thanks to the internal routing matrix.

### ZONE 1 - SUBWOOFERS



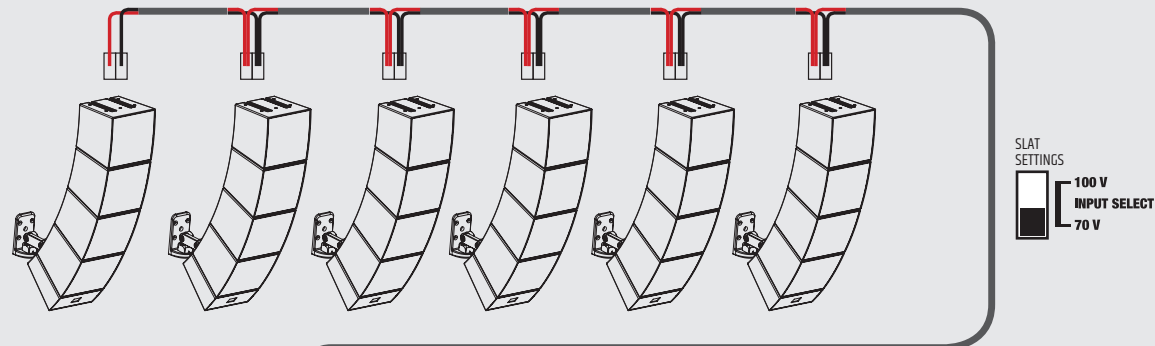
CH C PRESET: 1xC500ISUB

CH D PRESET: 1xC500ISUB

# 70V EXAMPLE - 4 SATELLITE SETS

## MAX. 24 SATELLITES PER BRIDGED OUTPUT

### ZONE 1 - SATELLITES

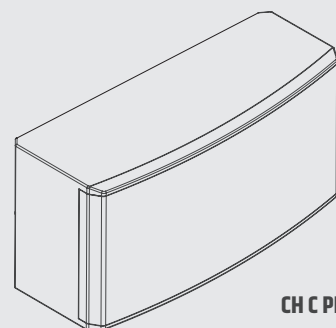


CH A PRESET: 4xC500-70V

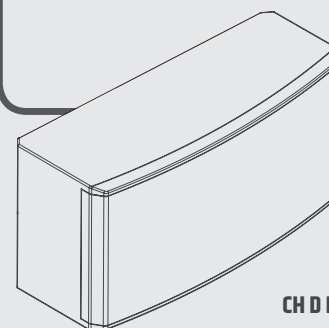


**CURV 500® I AMP OUTPUT**  
4 balanced mono line inputs, assignable to any output, in any combination, thanks to the internal routing matrix.

### ZONE 1 - SUBWOOFERS



CH C PRESET: 1xC500ISUB



CH D PRESET: 1xC500ISUB

# SHOPPING LISTS

## BISTRO / CONFERENCE / VOICE

BISTRO MEDIUM			
QTY	Model	Article Nr.	Comments
1	CURV 500® I AMP	LDCURV500I AMP	
2	CURV 500® ISUB	LDCURV500ISUB	Black and white colours available
6	CURV 500® SLA	LDCURV500SLA	Black and white colours available
6	CURV 500® S2	LDCURV500S2	Black and white colours available

This bundle requires six mounting accessories. Please check pages 19 and 20 for information about our wall, ceiling and truss mounting accessories.

BISTRO MAX			
QTY	Model	Article Nr.	Comments
1	CURV 500® I AMP	LDCURV500I AMP	
2	CURV 500® ISUB	LDCURV500ISUB	Black and white colours available
12	CURV 500® SLA	LDCURV500SLA	Black and white colours available
6	CURV 500® S2	LDCURV500S2	Black and white colours available

This bundle requires 12 mounting accessories. Please check pages 19 and 20 for information about our wall, ceiling and truss mounting accessories.

CONFERENCE MEDIUM			
QTY	Model	Article Nr.	Comments
1	CURV 500® I AMP	LDCURV500I AMP	
1	CURV 500® ISUB	LDCURV500ISUB	Black and white colours available
4	CURV 500® SLA	LDCURV500SLA	Black and white colours available
4	CURV 500® S2	LDCURV500S2	Black and white colours available

This bundle requires 4 mounting accessories. Please check pages 19 and 20 for information about our wall, ceiling and truss mounting accessories.

CONFERENCE MEDIUM			
QTY	Model	Article Nr.	Comments
1	CURV 500® I AMP	LDCURV500I AMP	
2	CURV 500® ISUB	LDCURV500ISUB	Black and white colours available
4	CURV 500® SLA	LDCURV500SLA	Black and white colours available
6	CURV 500® S2	LDCURV500S2	Black and white colours available

This bundle requires 4 mounting accessories. Please check pages 19 and 20 for information about our wall, ceiling and truss mounting accessories.

VOICE			
QTY	Model	Article Nr.	Comments
1	CURV 500® I AMP	LDCURV500I AMP	
8	CURV 500® SLA	LDCURV500SLA	Black and white colours available
12	CURV 500® S2	LDCURV500S2	Black and white colours available

This bundle requires 8 mounting accessories. Please check pages 19 and 20 for information about our wall, ceiling and truss mounting accessories.

VOICE MAX			
QTY	Model	Article Nr.	Comments
1	CURV 500® I AMP	LDCURV500I AMP	
24	CURV 500® SLA	LDCURV500SLA	Black and white colours available
12	CURV 500® S2	LDCURV500S2	Black and white colours available

This bundle requires 24 mounting accessories. Please check pages 19 and 20 for information about our wall, ceiling and truss mounting accessories.



# CURV 500® INSTALL PRODUCTS



## CURV 500® I AMP

4-CHANNEL CLASS D INSTALLATION AMPLIFIER

- 4-Channels with DSP control
- Purpose-designed for CURV 500® installations
- Low-profile 1U 19" rackmount construction
- Drives up to 24 CURV 500® satellites per bridged output in 70V mode
- Single push encoder operation
- High-contrast OLED display
- Temperature controlled low-noise fan
- High-efficiency switch mode power supply
- Only 6.8 kg



## CURV 500® iSUB (W)

10" INSTALLATION SUBWOOFER 200 W IN BLACK OR WHITE

- 10" bass reflex construction
- Purpose-designed for CURV 500® installations
- Shallow-depth enclosure
- 200 watts RMS power handling
- 47 – 150 Hz frequency response
- Available in black or white textured paint finish
- Includes low-profile wall and ceiling mounting bracket

# CURV 500® INSTALL PRODUCTS



## CURV 500® S2 (W)

TWO ARRAY SATELLITES FOR THE CURV 500® ARRAY SYSTEM IN BLACK OR WHITE

- Bundle consisting of two array satellites
- Compact cabinet made of black die-cast aluminium, rugged and resilient
- A single 4-inch midrange driver and three 1-inch high-frequency drivers with patented WaveAhead® technology delivers excellent sound
- SmartLink® system allows for cable-free assembly of up to four array satellites
- 16 ohm impedance per satellite



## CURV 500® SLA (W)

SMARTLINK® ADAPTER IN BLACK OR WHITE

- For up to six CURV 500® satellites
- Base for CURV 500® system
- 2 x 16 mm flange for an optimised dispersion angle
- 4 x M6 threads for wall mounting
- 4 x M3 threads for ceiling mounting
- 4 rubber feet for desktop applications
- Speakon-compatible connection for usual speaker cables
- Rotating logo for ceiling mounting
- 2 pole - Euro Style terminal block connector (2 x 1.5 mm² speaker cable recommended)

# CURV 500® INSTALL PRODUCTS



POWER SETTINGS IN TAP SELECTOR

No. of CURV 500® satellites	12.50%	25%	50%	100%
1	2W	5W	10W	20W
2	5W	10W	20W	40W
3	8W	15W	30W	60W
4	10W	20W	40W	80W



## CURV 500® SLA(W)T

70 / 100 VOLT SMARTLINK® ADAPTER IN BLACK OR WHITE

- 70 / 100 V SmartLink® adapter for up to four LD CURV 500® satellites
- Integrated transformer with 10, 20, 40 and 80 W output taps @ 4 ohms
- Switchable for 70 or 100 V operation
- 2 x M6 threads for wall mounting
- 4 x M3 threads for ceiling mounting
- 4 rubber feet for desktop applications
- 2 pole - Euro Style terminal block connector (2 x 1.5mm<sup>2</sup> speaker cable recommended)
- Rotating logo for ceiling mounting
- Output power selector with four settings available
- If used in combination with an I AMP amplifier, INPUT SELECT should be set to 70V.

## CURV 500® TMB

TRUSS CLAMP FOR CURV 500® SATELLITES

- Clamps to trusses and crossbars
- Tough black powder coating finish
- Includes Eyebolt M6 x 12 mm and washer
- Maximum load: 20 kg. It can hold up to six CURV 500® satellites plus one CURV 500® SLA adapter.



## CURV 500® INSTALL PRODUCTS



### **CURV 500® WMB (W)**

WALL MOUNTING BRACKET FOR CURV 500® SATELLITES IN BLACK OR WHITE

- Fully adjustable on all axes
- Tough black powder coat finish
- Comes with safety rope
- Maximum load: 10 kg. It can hold up to five CURV 500® satellites plus one CURV 500® SLA adapter.



### **CURV 500® CMB (W)**

CEILING MOUNTING BRACKET FOR CURV 500® SATELLITES BLACK

- 360° rotatable
- Tough black or white powder coat finish
- Includes 20 cm steel safety rope
- Maximum load: 10 kg. It can hold up to five CURV 500® satellites plus one CURV 500® SLA adapter.

**CURV 500® ISUB**



**CURV 500® I AMP**



**CURV 500® S2**



**CURV 500® SLA**





**WAVEAHEAD® TECHNOLOGY**  
FOR SEAMLESS ARRAY CONFIGURATION



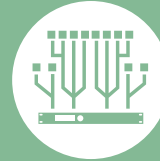
**EASY SCALABILITY**  
WITH THE 'SLIDE-AND-LOCK' MECHANISM



**FULL INSTALL FLEXIBILITY**  
THANKS TO THE SMARTLINK® ADAPTER



**1U 19" RACKMOUNT**  
4-CHANNEL DSP AMPLIFIER



**UP TO 24 CURV 500® SPEAKERS**  
WITH ONE I AMP AMPLIFIER



**IN-DEPTH DSP SETTINGS  
AND PRESETS**



**PASSWORD PROTECTED  
SYSTEM**



**LDsystems**   
your sound. our mission.

## **CURV 500<sup>®</sup>** SERIES INSTALL SOLUTIONS



**Great sound can also be installed** - combining unique design and modularity,

ease of integration and professional audio performance, the CURV 500<sup>®</sup> series now features dedicated products for the professional install market. Now you can create fully integrated distributed systems with up to 24 CURV 500<sup>®</sup> speakers. Set yourself apart from the competition, give your customers more than what they want - inspire them!

DESIGNED & ENGINEERED IN GERMANY  
[WWW.LD-SYSTEMS.COM](http://WWW.LD-SYSTEMS.COM)